

# Welcome!

## The College Centre's Learning Management System (LMS)

---

Getting Started:  
College Executive Leadership(CEL)  
Participants –  
“Learners”

# Content

---

Section	Slide #
Key highlights	<a href="#"><u>3</u></a>
How do I access the LMS?	<a href="#"><u>4</u></a>
Navigating the “Learner Experience”	<a href="#"><u>6</u></a>
How do I access content?	<a href="#"><u>10</u></a>
Where do I find program Resources?	<a href="#"><u>20</u></a>
Where do I find my Transcript?	<a href="#"><u>23</u></a>

# Key highlights

---

1. The LMS is the place for learners to work towards completion of certificates.
2. Participants are expected to complete the certificate within 1 year.
3. Please ensure that you have “safelisted” this domain:  
<https://lms.collegecentre.ca/#/login>
4. Emails from the LMS will come from: [learning@collegecentre.ca](mailto:learning@collegecentre.ca)  
Please “safelist” this email address, and check spam or junk to confirm you are receiving emails.

# How do I access the LMS?



### Login

Login below to see all your courses.

Username *Required*

*Must contain 1 or more characters*

Password *Required*

*Must contain 1 or more characters*

Login

Keep me logged in [Forgot Password?](#)

The College Centre is managed through a collaborative partnership between the [College Employer Council \(CEC\)](#) and [Colleges Ontario](#).




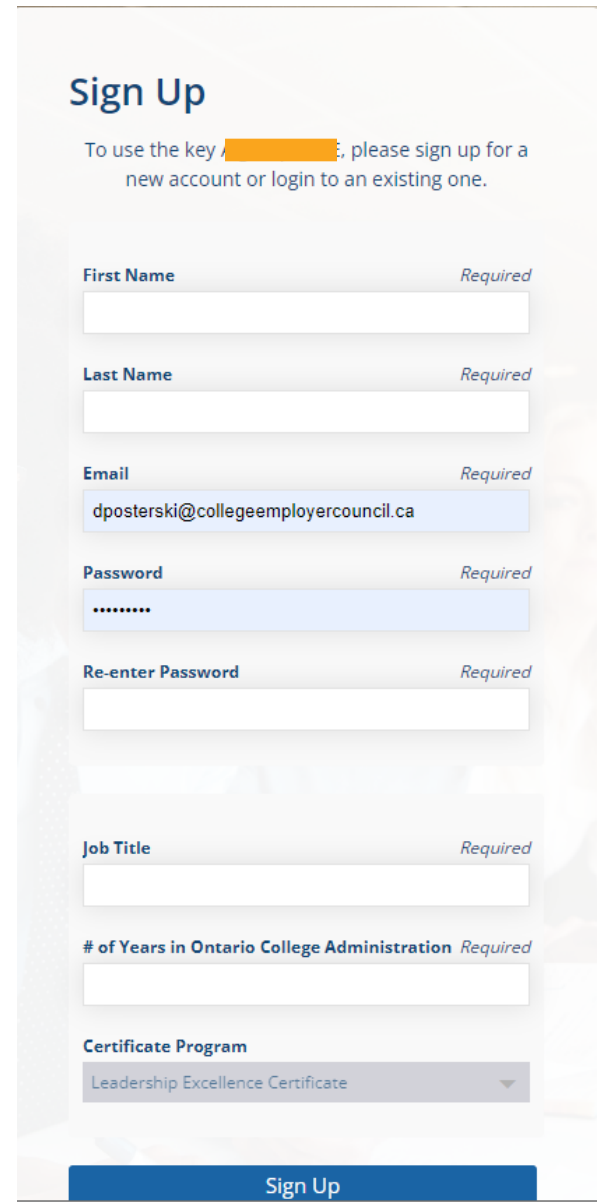
La gestion du Centre des collèges est assurée grâce à un partenariat entre le [Conseil des employeurs des collèges](#) et [Collèges Ontario](#).




# New Users – College Executive Leadership (CEL)

## For all New CEL Users, beginning August 2025:

1. Your college HR liaison will provide you with an enrolment key to sign up. This is a URL (website) that will provide you with a pop-up registration form as soon as you land there. 
2. Enter a new password, and then re-enter to confirm.
3. Enter the required information on the form and click “Sign Up”.
4. You should be directed to your own personal dashboard.
5. After that first login you will also see the current user login page for future logins.
6. Bookmark this URL for future logins:  
<https://lms.collegecentre.ca/#/login>



**Sign Up**

To use the key , please sign up for a new account or login to an existing one.

**First Name** *Required*

**Last Name** *Required*


**Email** *Required*

**Password** *Required*

**Re-enter Password** *Required*

**Job Title** *Required*

**# of Years in Ontario College Administration** *Required*

**Certificate Program**  
Leadership Excellence Certificate 

**Sign Up**

# Navigating the “Learner Experience”



Once logged in, you will see this screen, also called your “Dashboard”.



**My Courses**

See courses you are enrolled in



**Resources**

Browse or download resources



**Transcript**

View Transcript



**FAQs**

The answers to your questions



**Logout**

Log out of the LMS



**Contact**

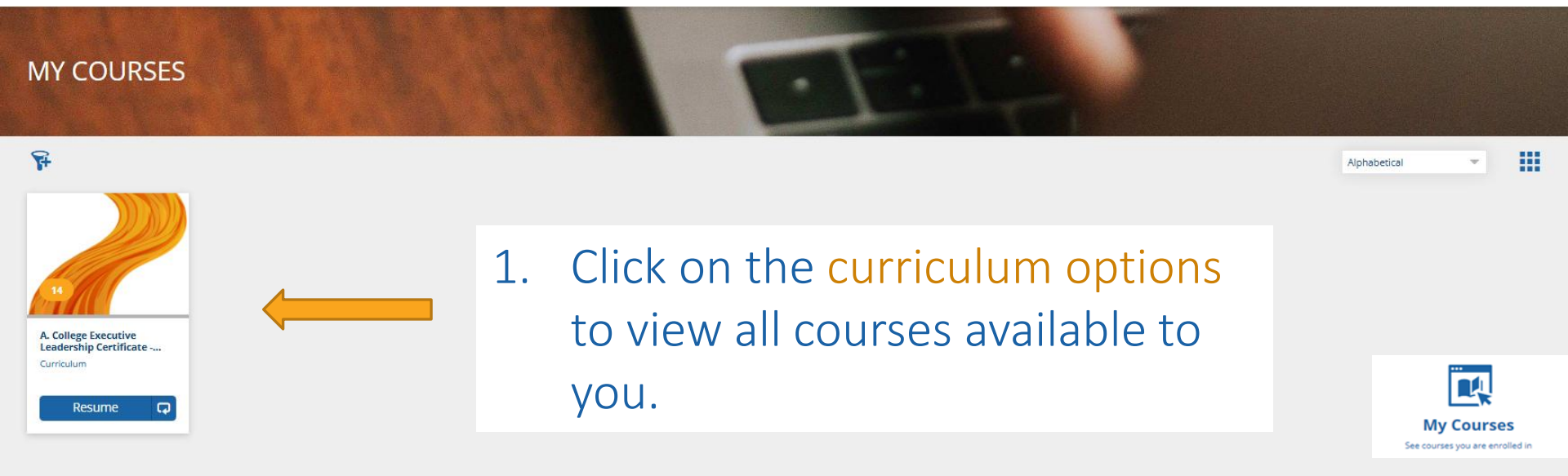
Click to check out this link

# How do I access Content?



# As a Learner wanting to access content:

1. Click on the **My Courses** icon to see the screen below.



You will then see the **course overview**, with options to enrol, start, resume or view. Be sure to expand the top section for full details about this Certificate program.

A. College Executive Leadership Certificate - Curriculum - 2025/26  
Curriculum

Course Content

**EXPAND THIS VIEW TO READ IMPORTANT DETAILS ABOUT THIS CERTIFICATE PROGRAM.**  
Welcome to the **College Executive Leadership** course offerings. We look forward to working and learning with you!

Expand this view.

Course Content

I. MANDATORY CREDITS  
You must complete 10 of the following course(s):

0 of 10 Course(s)

Course Name	Type	Credits	Action
The College, the Board and the Governor: Legal Framework and Obligations ...	Online Course	1 Credits	Resume
The College System - An Introduction (April 2025)	Online Course	1 Credits	Enrol
Labour and Employee Relations - An Introduction	Online Course	1 Credits	Enrol
Leadership Accountability Gap	Instructor Led Course	1 Credits	Choose Session
Leadership Reflection Exercises 2025/26 TEST	Online Course	1 Credits	Enrol

In Progress  
0/2 Groups  
0%

Resources  
My Courses  
See courses you are enrolled in

# To begin an Online course/Webinar


*(see following slides for illustrations):*

1. Click on the course name on the left side.
2. Read the details provided.
3. You will see three tabs –
  - Overview
  - Lesson (with three components)
  - Resources (slide deck, etc.)
4. You can click between these tabs. Once you begin a webinar, the tabs will collapse to the bottom of the screen. Just click on a tab to see the full view again.
5. For Webinars, if you would like to proceed, click “Start”
6. You will be required to complete the webinar and the knowledge check.



My Courses

See courses you are enrolled in



Overview Lessons Resources

Financial statements provide critical information on a college's financial health and its ability to pursue and achieve its strategic objectives. This pre-recorded webinar provides an introduction for board members, board staff and senior managers on:

- basic components of financial statements
- financial statement objectives
- Generally Accepted Accounting Principles "GAAP" for colleges

[Read more](#)

Click on **Read More** to see the course description.

Outcomes

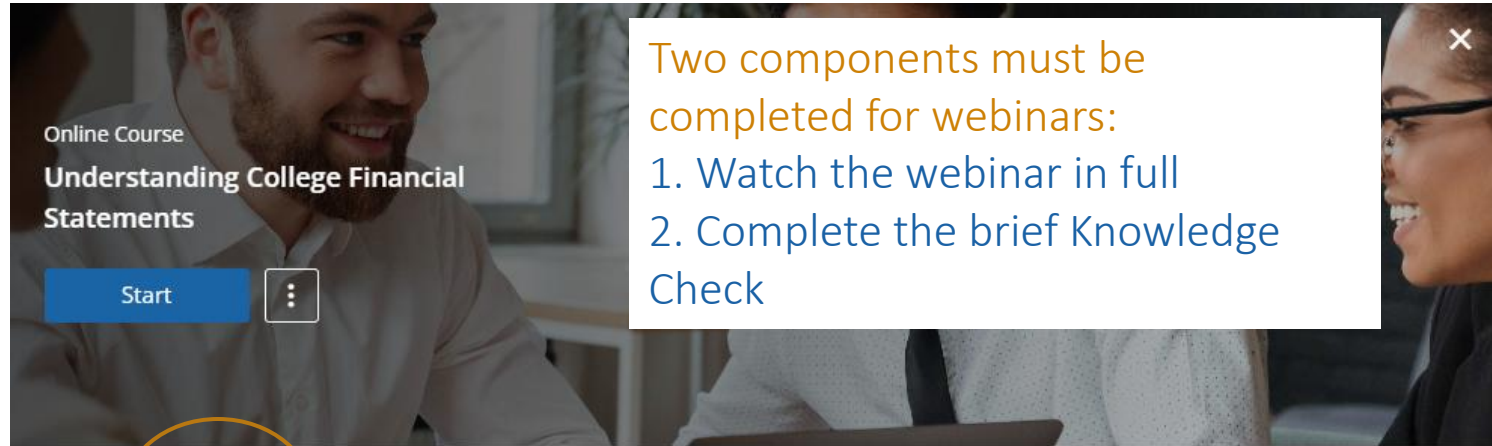


1 Credits



**My Courses**

See courses you are enrolled in



Online Course  
**Understanding College Financial Statements**

Start



Two components must be completed for webinars:  
1. Watch the webinar in full  
2. Complete the brief Knowledge Check

Overview **Lessons** Resources

## 1. Webinar: Understanding College Financial Statements 1

### Webinar: Understanding College Financial Statements

This webinar was recorded live February 2024. Please disregard comments about question and answers during the session. Also, the slide deck is available on this course page, or through the Resources page available on your dashboard.

[Read more](#)

## 2. Knowledge Check: Understanding College Financial Statements 1

### Knowledge Check - Understanding College Financial Statements

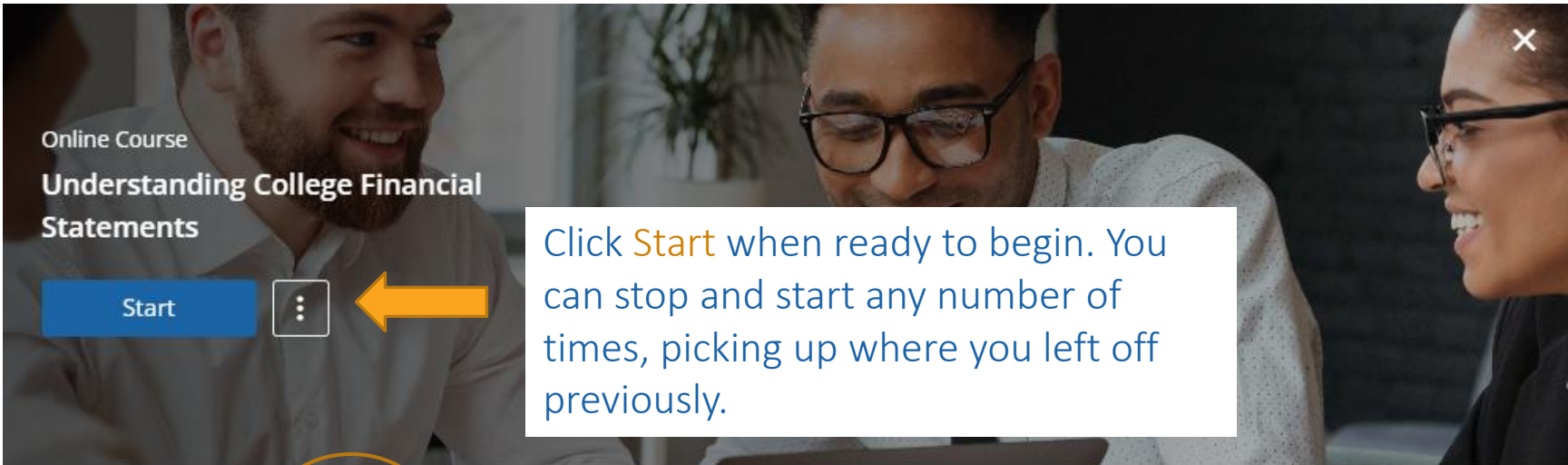
## Course Tasks 1

### Course Evaluation



**My Courses**

See courses you are enrolled in



Overview Lessons **Resources**

2 Resources

Alphabetical (A-Z)

Download All 

 Mock financial statements  
PDF

 Slide Deck  
PDF

**Resources** can be downloaded for viewing and printing.



**My Courses**

See courses you are enrolled in

Note: to view the webinar, you will need to “Collapse Course Details” in one of two locations:

The screenshot shows a course page for "Understanding College Financial Statements". The page includes a navigation bar with "Overview", "Lesson Details", and "Resources". Below the navigation bar, there is a section for the course title and progress, followed by a paragraph of introductory text and a bulleted list of topics. At the bottom left, there is a "Part of Curriculum" section and an "Outcomes" section showing "1 Credits". On the right side, there is a sidebar with a "Next: Knowledge Check" button and a list of course tasks, including a webinar and a knowledge check. Two orange callouts are present: one pointing to a "Collapse Course Details" button in the top right corner of the course content area, and another pointing to a "Collapse Details" button in the bottom center of the page.

Understanding College Financial Statements

Overview Lesson Details Resources

Understanding College Financial Statements  
Not Started • 0%

Financial statements provide critical information on a college's financial health and its ability to pursue and achieve its strategic objectives. This pre-recorded webinar provides an introduction for board members, board staff and senior managers on:

- basic components of financial statements
- financial statement objectives
- Generally Accepted Accounting Principles “GAAP” for colleges
- role of senior management and boards vis-à-vis financial statements
- what to focus on when reading the financial statements
- reporting of financials to key internal and external stakeholders
- upcoming “GAAP” changes for college financial statements

Part of Curriculum  
A. Leadership Excellence Certificate - Curriculum - Continuing

Outcomes  
1 Credits

Next: Knowledge Check ...

Not Started 0%

1. Webinar: Understandi... 0/1

Webinar: Understanding College Financial Statements

2. Knowledge Check: Un... 0/1

Knowledge Check ...

Course Tasks 0/1

Course Evaluation

Collapse Course Details

Collapse Details

Press the play button to view. At any time if you pause, you can “Expand Course Details” again to return to the lesson overview.



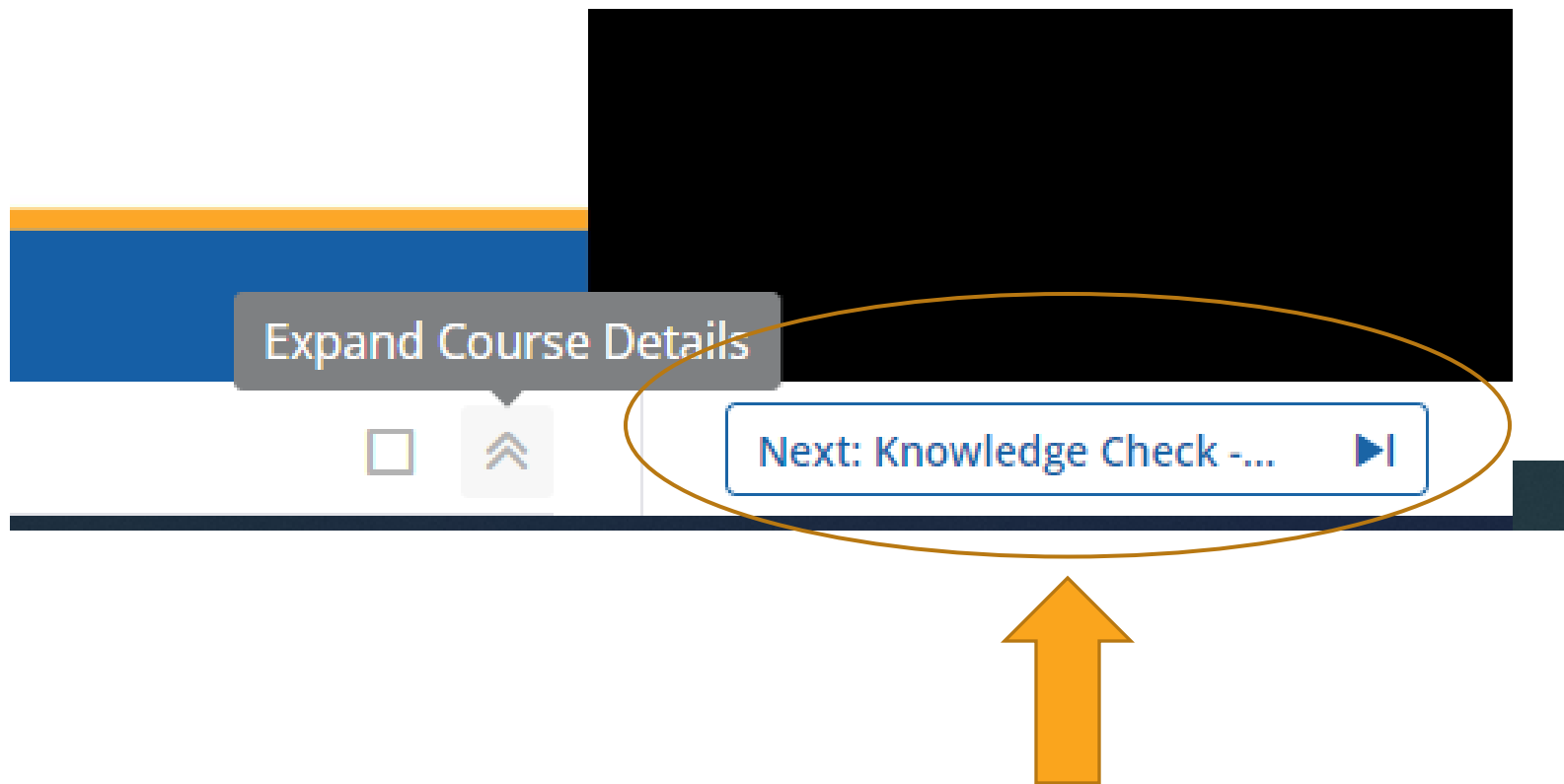
**The College Centre**  
**Understanding College Financial Statements**

Presenters from BDO Canada LLP:  
Josh Trigiani, Partner  
Marcus Sconci, Partner



Prochain: Contrôle des... ▶

Also, in the bottom right view you will see the option to advance to the Knowledge Check once the video has completely run to the end, or to return to the video. Once the Knowledge Check is complete, you can also advance to the Evaluation.



# Where do I find program Resources?



**Resources**

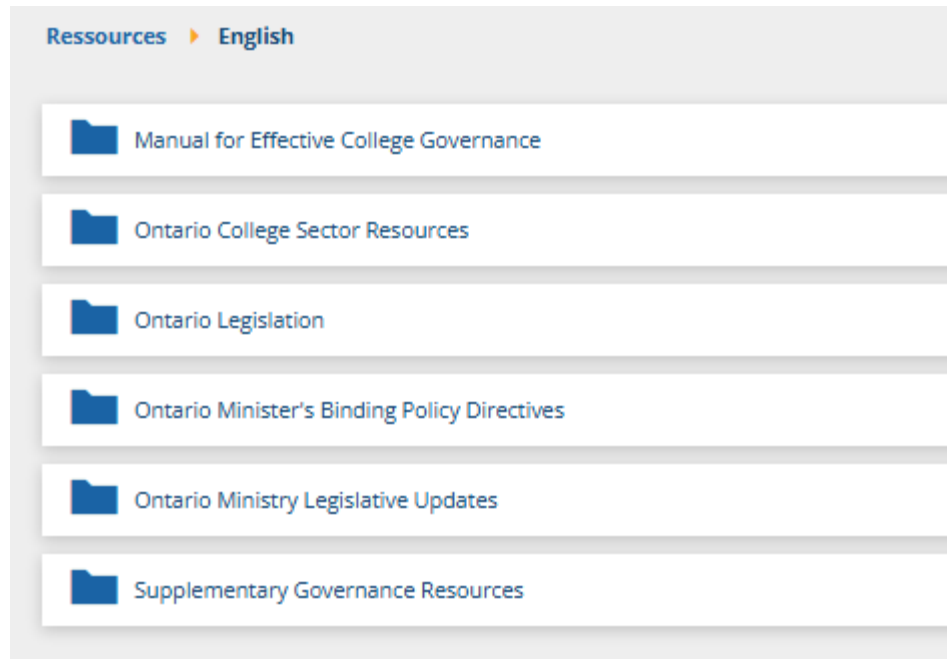
[Browse or download resources](#)

Back on the main Dashboard, click on the **Resources** icon to see this screen and find all program resources:

A screenshot of the "RESOURCES" page. The header shows "RESOURCES" in white text on a dark background. Below the header is a navigation bar with "Hide Refine Search" (with a funnel icon), a dropdown menu set to "Alphabetical (A-Z)", and a hamburger menu icon. The main content area shows two language folders: "English" with 7 subcategories and 32 resources, and "Français" with 6 subcategories and 23 resources. A text box with an orange arrow pointing to the "English" folder contains the instruction: "Click on the preferred language folder to view all resources available to you." On the left side, there are filters for "Resource Name" (with a search input field) and "Tags" (with a dropdown menu).

Language	Subcategory(s)	Count
English	7 Subcategory(s)	32
Français	6 Subcategory(s)	23

Ministry links, the *Manual for Effective College Governance* and webinar slide decks can be found here.



**Resources**

Browse or download resources

# Where do I find my Transcript?



**Transcript**

[View Transcript](#)

Click on the  
**Transcript**  
icon to see  
this screen:



The **transcript** will show all courses, completion status, as well as completed and downloadable certificates.

## Courses

Course Title ▲	Status ▶	Score ▶	Enrolment Date ▶	Completion Date ▶	Credits ▶
A. College Executive Leadership Certificate - Curriculum - 2025/26	<input type="radio"/> Not Started		August 5, 2025 6:34 PM		<a href="#">View</a>
College Financial Leadership: 2025-26	<input type="radio"/> Not Started		August 5, 2025 6:34 PM		<a href="#">Start</a>
Labour and Employee Relations - An Introduction	<input type="radio"/> Not Started		August 5, 2025 6:34 PM		<a href="#">Start</a>
The College System - An Introduction (April 2025)	<input type="radio"/> Not Started		August 5, 2025 6:34 PM		<a href="#">Start</a>
The College, the Board and the Governor: Legal Framework and Obligations - 2025-26	<input type="radio"/> Not Started		August 5, 2025 6:34 PM		<a href="#">Start</a>

Need help with the  
LMS? Click on the  
FAQs icon:



**FAQs**

The answers to your questions

Need more information relating to the  
program content or LMS, not found in the  
FAQs?

Contact: [learning@collegecentre.ca](mailto:learning@collegecentre.ca)